

Air Cargo handled at Swiss Airports

2013-2021

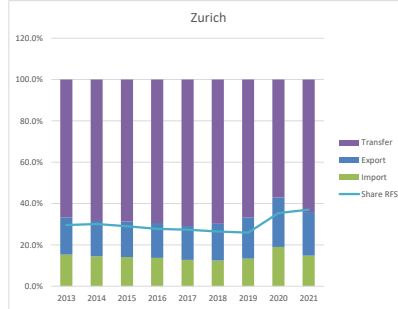
all Switzerland

Overview of the evolution of Air Cargo tonnages at the three main Swiss international airports, with shares of the different cargo flows (Import, Export and Transfer) and percentage of surface transport (RFS) against flown freight.

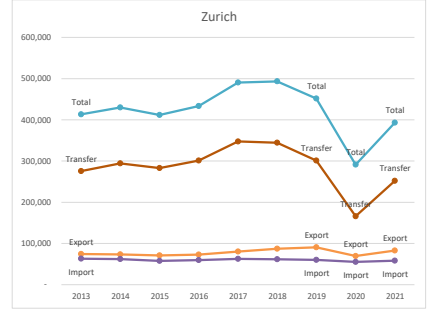
Notes: Only partial data is collected at Lugano Airport. At Geneva the RFS flow is accounted separately from Import/Export/Transfer.

	2013	2014	2015	2016	2017	2018	2019	2020	2021	Cumulative
Zurich	tons	tons	tons	tons	tons	tons	tons	tons	tons	tons
CH Share	71.8%	71.6%	71.2%	71.8%	71.3%	71.1%	70.8%	64.6%	68.9%	70.5%
Export	74,494	73,383	70,932	72,938	80,290	87,421	90,649	69,674	83,023	702,804
Import	63,034	62,168	57,934	59,509	62,559	61,479	60,169	55,349	58,067	540,268
Transfer	275,577	294,278	282,910	301,122	347,596	344,323	301,008	166,137	251,972	2,564,922
Total	413,104	429,829	411,776	433,569	490,445	493,223	451,826	291,160	393,062	# 3,807,995
Share RFS	122,428	129,355	119,685	120,473	134,249	130,474	117,166	102,997	145,626	1,122,443
Share Flown	29.6%	30.1%	29.1%	27.8%	27.4%	26.5%	25.9%	35.4%	37.0%	29.5%
Share Flow	290,676	300,474	292,091	313,096	356,196	362,749	334,660	188,173	247,436	2,685,552
Share Flown	70.4%	69.9%	70.9%	72.2%	72.6%	73.5%	74.1%	64.6%	63.0%	70.5%
Mail	37,061	34,343	27,216	30,947	30,690	26,213	27,008	13,882	12,498	239,858

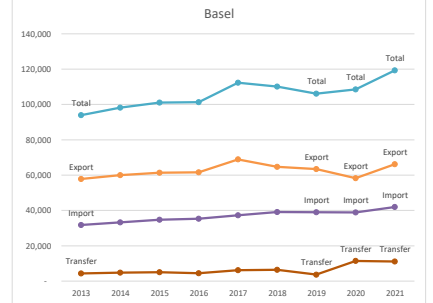
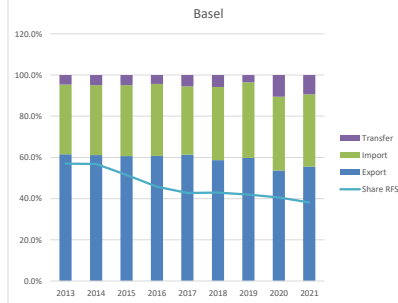
Traffic Directions and RFS Share



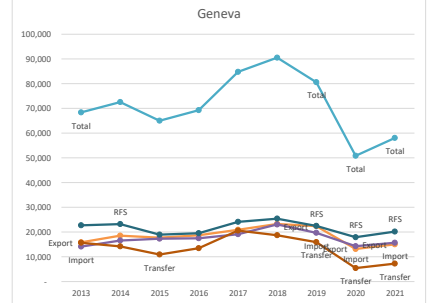
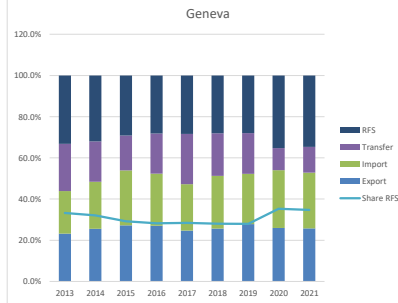
Tonnage



	2013	2014	2015	2016	2017	2018	2019	2020	2021	Cumulative
Basel	tons	tons	tons	tons	tons	tons	tons	tons	tons	tons
CH Share	16.3%	16.3%	17.5%	16.8%	16.3%	15.9%	16.6%	24.1%	20.9%	17.6%
Export	57,832	60,059	61,336	61,565	68,903	64,687	63,418	58,231	66,209	562,240
Import	31,792	33,295	34,723	35,293	37,253	39,071	38,972	38,854	41,960	331,213
Transfer	4,316	4,821	4,992	4,424	6,147	6,433	3,717	11,417	11,149	57,415
Total	93,940	98,175	101,051	101,282	112,303	110,191	106,107	108,502	119,318	# 950,668
Share RFS	53,546	55,765	52,030	46,357	48,003	47,320	44,530	44,043	45,532	437,126
Share RFS	57.0%	56.8%	51.5%	45.8%	42.7%	42.9%	42.0%	40.6%	38.2%	46.0%
Share Flown	40,394	42,409	49,021	54,525	64,300	62,871	61,577	64,459	73,786	513,742
Share Flown	43.0%	43.2%	48.5%	54.2%	57.3%	57.1%	58.0%	59.4%	61.8%	54.0%
Mail	175	96	36	30	27	18	12	42	115	551

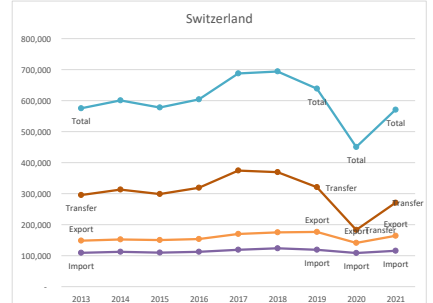
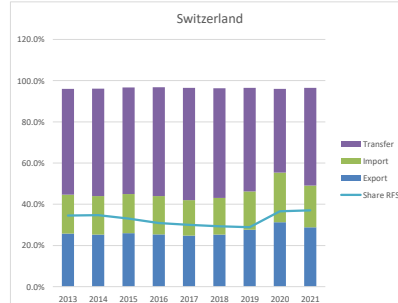


	2013	2014	2015	2016	2017	2018	2019	2020	2021	Cumulative
Geneva	tons	tons	tons	tons	tons	tons	tons	tons	tons	tons
CH Share	11.9%	12.1%	11.3%	11.5%	12.3%	13.0%	12.6%	11.3%	10.2%	11.9%
Export	15,878	18,534	17,734	18,761	20,943	23,289	22,407	13,181	15,002	165,729
Import	14,121	16,584	17,372	17,502	19,116	23,108	19,695	14,276	15,671	157,425
Transfer	15,667	14,226	10,959	13,496	20,626	18,733	19,939	5,448	7,256	122,350
Transfer	22.9%	19.6%	16.8%	19.5%	24.3%	20.7%	19.8%	10.7%	12.5%	19.1%
RFS	22,713	23,239	18,993	19,536	24,095	25,418	22,530	17,942	20,169	194,635
RFS	33.2%	32.0%	29.2%	28.2%	28.4%	28.1%	28.0%	35.3%	34.7%	30.4%
Total	68,379	72,564	65,058	69,295	84,780	90,548	80,571	50,847	58,098	# 640,140
Share Flown	45,668	49,325	46,065	49,759	60,685	65,130	58,041	32,905	37,929	445,505
Share Flown	66.8%	68.0%	70.8%	71.8%	71.6%	72.0%	72.0%	64.7%	65.3%	69.6%
Mail	-	6,393	5,400	5,538	4,171	4,723	4,326	1,989	1,366	33,907



	2013	2014	2015	2016	2017	2018	2019	2020	2021	Cumulative
Lugano	tons	tons	tons	tons	tons	tons	tons	tons	tons	tons
CH Share	0.00%	0.00%	0.01%	0.01%	0.01%	0.01%	0.00%	0.00%	0.00%	0.00%
Total	-	-	56	46	53	46	-	-	-	# 201

	2013	2014	2015	2016	2017	2018	2019	2020	2021	Cumulative
Switzerland	tons	tons	tons	tons	tons	tons	tons	tons	tons	tons
Share	148,204	151,976	150,002	153,264	170,136	175,397	176,474	141,086	164,234	1,430,773
Export	25.8%	25.3%	26.0%	25.4%	24.7%	25.3%	27.6%	31.3%	28.8%	26.5%
Import	108,947	112,028	110,029	112,304	118,928	123,658	118,836	108,479	115,698	1,028,907
Import	18.9%	18.7%	19.0%	18.6%	17.3%	17.8%	18.6%	24.1%	20.3%	19.1%
Transfer	295,559	313,324	298,861	319,042	374,369	369,489	320,664	183,002	270,377	2,744,688
Transfer	51.4%	52.2%	51.7%	52.8%	54.4%	53.2%	50.2%	40.6%	47.4%	50.8%
Total	575,423	600,568	577,941	604,192	687,581	694,008	638,504	450,509	570,478	# 5,399,205
Share RFS	198,687	208,360	190,708	186,366	206,347	203,212	184,226	164,972	211,327	1,754,205
Share RFS	34.5%	34.7%	33.0%	30.8%	30.0%	29.3%	28.9%	36.6%	37.0%	32.5%
Share Flown	376,737	392,208	387,233	417,826	481,234	490,796	454,278	285,537	359,151	3,645,000
Share Flown	65.5%	65.3%	67.0%	69.2%	70.0%	70.7%	71.1%	63.4%	63.0%	67.5%
Mail	37,236	40,832	32,652	36,515	34,888	30,954	31,346	15,913	13,979	274,316



Sources: Swiss Airports Tonnage Statistics